

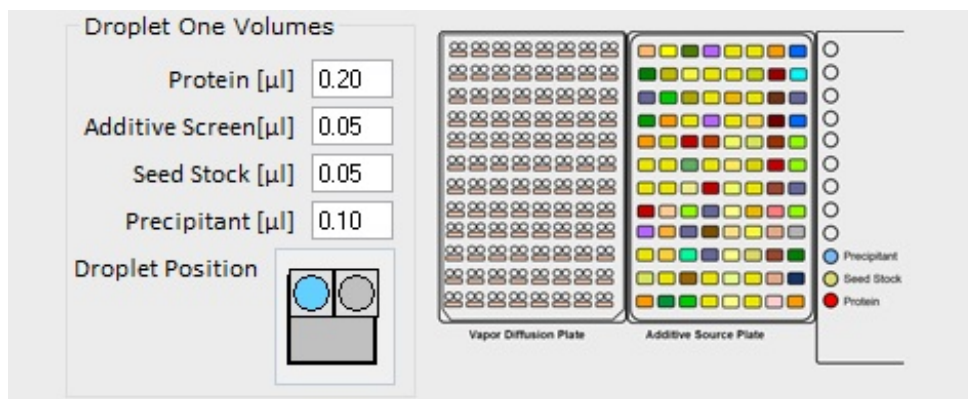
New experiment script: Additive screening with rMMS microseeding

Dear Crystallographer

Many of us know that crystallization conditions that rely on microseeding usually increase control and give very reproducible results. However using additive screens (including fragment screens) with microseeding has, until now, been impossible with the Oryx range.

That's why Douglas Instruments has released an updated [additive screening](#) experiment which includes the option for MMS microseeding. The new experiment is available for Oryx8 users.

- Dispense 4 ingredients simultaneously to the drop (protein, precipitant, additive screen and seed stock)
- Dispense to [22mm or 18mm cover slides](#)
- Compatible with all 96 well plates
- Compatible with microbatch-under-oil with automatic oil dispensing



Get the most out of your protein with an Oryx robot



Minimal protein wasted

10.0 ul protein required
for a 96 well screen
(100+100 nl)



rMMS microseeding
Screen with un-diluted
seed stock.
1.5 ul required for 96
wells

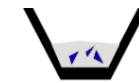


Efficient dispensing
5 - 9 minutes for a
typical 96 well sitting
drop
screen. (Dependant on
drop size and viscosity)




DLS for Cryo-EM

Characterize
samples for Cryo-EM
with 96 well DLS.



Microbatch-under-oil

With automatic oil
dispensing. Dispense
drops down to 70+70
nl



24 Well hanging drop

Dispense to
coversides and fill
reservoirs
for optimization


To request a quotation or demonstration please contact carolyn@douglas.co.uk

For product support contact stefan@douglas.co.uk

For anything else please contact info@douglas.co.uk

Douglas Instruments will be at the following meetings:

Visit our booth and pick up a microseeding toolkit containing everything you need to do a [rMMS microseeding experiment](#) including a Hampton Research Seed Bead and Crystal Crusher.



BCA Spring Meeting, University of Nottingham, UK

15 April - 18 April 2019

ISBC Granada

26 May - 31 May 2019



ACA Annual Meeting, Cincinnati / Northern Kentucky, USA

20 July - 24 July 2019



ECM32, Vienna, Austria

18 August - 23 August 2019

Recent citations of Douglas Instruments products

From Initial Hit to Crystal Optimization with Microseeding of Human Carbonic Anhydrase IX-A Case Study for Neutron Protein Crystallography

Koruza, K., Lafumat, B., Nyblom, M., Knecht, W., & Fisher, Z.

Crystals 8.11 (2018): 434

Crystal Structure of a Putative Modulator of Gyrase (TIdE) from Thermococcus kodakarensis

Zhang, X., Li, Z., Zhao, Y., Cheng, X., Liu, Y., Zhang, S., & Liu, J.

Crystals 9.2 (2019): 107

Douglas Instruments Privacy Policy

For more information about our privacy policy which includes updated information relating to the GDPR, click [here](#).



Douglas Instruments
Success in protein crystallization